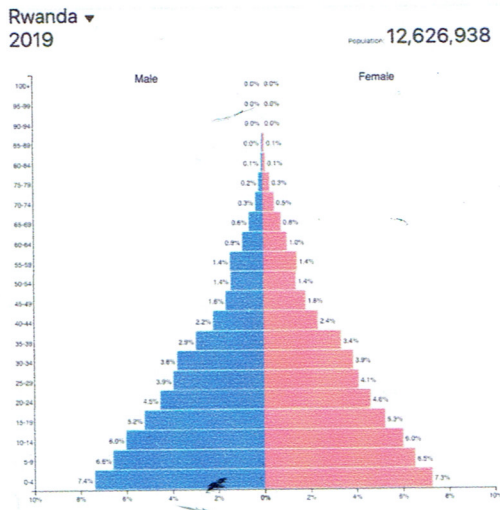


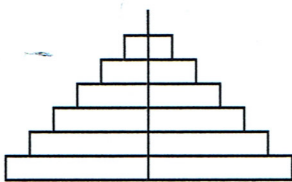
Notes 2.11 -Population Pyramids




Population pyramids group humans in a population by **age groups**, with the youngest on bottom and oldest on top.

The also divide people by **gender**, male and female.

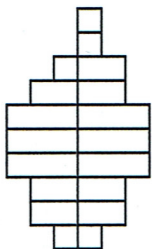
The shape of the population pyramid can reveal the **type of growth** in a country.



Rapid Growth - lots of young people, not as many older people. Hard for government to help so many.



Slow Growth - more evenly distributed age groups. This is the most desirable pattern for economic growth and social stability.



Negative Growth - too few young people to support older age groups. This creates real problems for social safety nets and the economy.